



Categories

Length of Time

60 minutes

Size of Group

Unlimited

Grouping of 4-6 participants

Materials Required

- Categories Chart

Overview





This activity can be used to demonstrate teamwork or problem-solving.

Goals

- To develop teamwork
- To experience the problem-solving approach.

Directions for Activity

1. Tell participants they are going to play a game.
2. Arrange participants in groups of 4 to 6.
3. Ask groups to identify a Presenter, Recorder, Timekeeper and Encourager.
4. Give each Recorder a copy of the Categories Chart or draw on the chalkboard and ask the Recorder to make a copy for the group.
5. Tell participants the objective of the game is to fill in as many spaces as possible with a word beginning with the letter on the left. The categories (fruit, vegetable, meat and other food) are at the top of the chart. For example, a Meat Word beginning with the letter “e” is ewe. Encourage participants to use a dictionary if needed.
6. Give participants 5 minutes to complete.
7. After 5 minutes, ask the Presenters to volunteer their words. The group generating the most words is the winner.
8. Discuss the teamwork and challenges involved in completing the chart.

Categories ... Team Building with Food				
	 Fruit	 Vegetable	 Meat	 Other Food
T				
E		ear of corn	ewe	egg
A	apple			
M				